



JAMES ROBERTSHAW

est.1860

BESPOKE AWNINGS & BLINDS

CAFÉ BARRIERS, PLANTERS &
GLASS BALUSTRADES





JAMES ROBERTSHAW

est.1860

BESPOKE AWNINGS & BLINDS

Family owned James Robertshaw has over 150 years of experience in designing, manufacturing and installing bespoke awnings, coverings and blinds for the specific needs of operators in the leisure & hospitality, blind trade and residential sectors.

Contents

- 4 About Us
- 5 The E-Series
- 6 E101: Side Awning
- 7 E102: Café Barriers
- 8 E103: Planters
- 9 E104: Retractable Glass Balustrade
- 10 Meet The Team



About Us

James Robertshaw was founded in 1860 by our namesake Mr James Robertshaw of Collyhurst, Manchester.

Originally we manufactured Victorian box awnings with woodwork carved by hand, but were best known for the Spring Roller system, patented in 1908 and produced until 1954.

The business stayed within the Robertshaw family until the tragic death of James' grandson William Lancelot Robertshaw in 1960 and was then bought by production manager, Arthur Harrison, who relocated the company to Farnworth, Bolton.

Arthur owned and ran the business until ill health forced retirement in 1978.

Arthur's son-in-law, Nigel Sharrock, who also worked within the business, assumed the role of Managing Director throughout Arthur's illness and subsequent passing in 1980 and remained the team's MD until 2017.

Today James Robertshaw is still a family owned business run by Nigel's wife, Lesley and her son Matthew. In 2010 after 50 years at our Farnworth home, we re-located to our current, modern facility in Horwich, Bolton.

All products are designed, manufactured and exhibited within our production facility and on-site Customer Centre. With clients ranging from independent bars to national brands; architects, building contractors, residential clients and the blind trade; James Robertshaw has the creativity, expertise and knowledge to make a visible difference to any project.



The E-Series

This collection contains the practical accompaniment of a variety of products to be paired with our A-Series: Folding Arm Awnings and W-Series: Retractable Roof Systems.

The E-Series enables clients such as cafés and bars to provide their guests with added privacy with the additional opportunity to showcase their brand.

From café barriers to retractable glass planters, we have the solution to suit the exterior, with many opportunities for branding to be printed on the products.

Trade-Dealers

Our qualified trade sub-dealers have the skills to assist throughout the process of choosing the right shading solution for your home or your business.

James Robertshaw also offer the Service Package, supporting our network of trade sub-dealers with full technical survey and installation, combined with a full five year guarantee. The package includes quick survey, manufacture and installation within 10-15 working days, as standard.

**We don't just find the solution.
We create it.**



E101: Side Awnings

Privacy, when you need it.


▶ THE ROLLER

When placed on secure and level surfaces a roller serves as a retraction aid, making extension and retraction of the awning much easier.



▶ SECURE LOCK

A safety locking system protects against unintentional dislodgement by wind, animals or children, at the same time protecting against damage and injury.

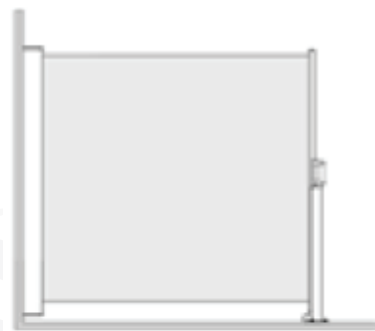


Acting as a temporary wall, side awnings can help to make space more private. Fixed on a roller system, the E101: Side Awnings are easy to pull out and retract, with a secure lock system to ensure safety for all.

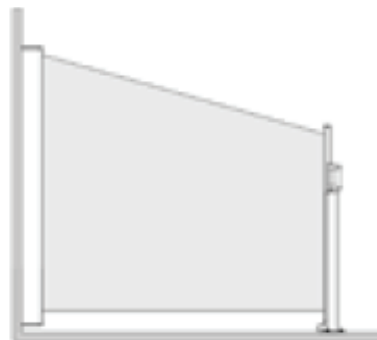
Ease of use and attractive design combine to give sun protection and comfort, while at the same time ensuring your private space remains private. Tailor-made and in a colour of your choice you can keep both prying eyes and the wind away from your favourite spot, or provide additional shelter from cold draughts when dining outside.

Branding and patterns can be printed onto these side awnings, with a variety of colour to maximise visibility in addition to its primary functionality.

- Standard RAL colour; White (RAL 9010)
- Corrosion resistant, powder coated, extruded aluminium hardware, with stainless steel components
- Available in width from 1500mm to 4000mm
- Available in height from 1300mm to 2500mm
- Top side can be straight or angled up to 20°
- Manual operation
- Fabric Teeth Technology



Straight Cut
Maximum size (mm) 4000 x 2100



Sloped Cut
Maximum size (mm) 4000 x 2500
Angle up to 20°



E102: Café Barriers

Define your outdoor space.

► MAKING SPACE

Ideal for crowd management and defining boundaries whilst also providing a windbreak for clients when dining outside.



For cafés, restaurants and bars, it's important to have a well-defined outdoor area if you have seating or space outside. For the warmer days to sit in the sun, to separate from other nearby establishments or as a designated smoking space, the E102: Café Barriers can be an additional stamp of your brand for all to see.

Whether used independently or to match awnings on buildings, branding can be applied to the café barriers to provide a personalised touch to the aesthetic. Combine the advertising opportunity with wind protection for your clients.

Extremely valuable in adding impact to the identity of outdoor spaces, café barriers can be manufactured and supplied in a variety of sizes to best suit the space and client specifications.

- Corrosion resistant, powder coated extruded steel hardware
- UV stabilised fabrics
- Post Height 1000mm
- Post Weight: 18kg
- Available in width up to 3000mm in a single section

► BRANDING

The durable banner materials can be provided with full digital print, ideal for branding opportunities.



E103: Planters

Draw attention to your outdoor areas.

► THE PLANTS

With the choice of casing for your planter box comes the choice of plants too - keep on brand with the plants which suit your style best.



The addition of planters in external areas of restaurants, hotels, cafés and other businesses can help to define the area which belongs to that business whilst providing a visually impactful extra touch.


Whilst the planters are fixed, they can be moved and parked into different positions.

Branding can be applied to these planters to reinforce the company presence. The utilisation of artificial plants mean that these planters are effective all year long, looking great and inviting through every season.

With a selection of styles and sizes, we can provide the stunning yet practical solution for your business with the perfect plants to suit your style.

► Sizes

Height (mm)	910 - for all boxes			
Depth (mm)	440 - for all boxes			
Width (mm)	500	750	1500	2000



► BRANDING

We know your brand is important to you, so why not get it printed onto the planter box? Making a statement is easy with these.



E104: Retractable Glass Balustrades

Let the fresh air flow in.

► **PROTECTION**

With the option to integrate a planter into this product, the retractable glass acts as protection to the plants from passers-by, keeping them safe as a special something for visitors.



► **DYNAMIC DINING**

Integrating the E104 with our W-Series Retractable Roof systems really makes for year-round comfort in wining, dining and entertaining.



A product which goes hand in hand with our W-Series Retractable Roof Pergola, the E104: Retractable Glass Balustrade looks like a standard window, but as the weather improves, the glass wall can be retracted with ease.

The ease of use due to glass piston technology means that raising and lowering the E104: Retractable Glass Balustrade is effortless. You can adapt your setting to support the weather immediately. A height adjustable balustrade system puts control in the user's hands.

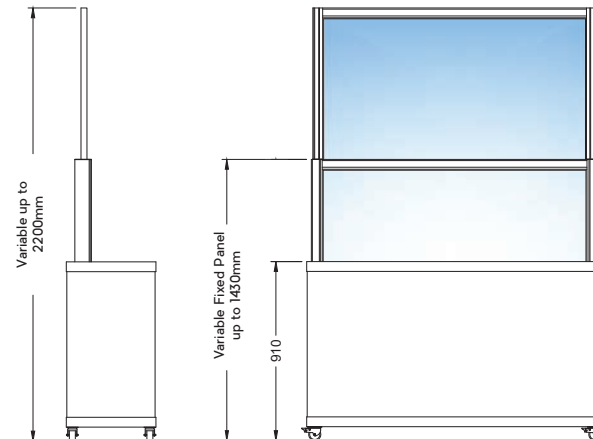
The E104: Retractable Glass Balustrade can also be supplied with a planter, opening up external areas when the weather is great. If guests need further weather protection, the glass can be raised to act as a wall without damaging views or aesthetic.

Branding can be applied to these planters. As with all of our planters, utilisation of artificial plants maintains year-round effortless effectiveness.

With a selection of styles and sizes, together we can find the ideal solution for your outdoor space.

► **Sizes**

Fixed Panel Height (mm)	1000	1050	1170	1430
Retractable Panel Height (mm)	1700	1880	1950	2200



Meet The Team

We have a highly skilled and professional team working together with our clients to provide the right, bespoke solutions.

With the same point of contact throughout your project, we will ensure all products are manufactured, delivered and installed on time and to budget.

Our team of designers, surveyors and installers are capable of working to the tightest of deadlines and in the most demanding physical environments.

To find out more about James Robertshaw and our products, contact one of the sales team today.

t: 01204 574 764

e: sales@jamesrobertshaw.co.uk



Elaine Partington
Sales & Administration



Luke Dixon
Sales & Administration



Ged Hartshorn
Sales & Administration Manager



Matthew Garnett
Sales & Marketing Director



Sean Smith
Trade Sales Manager



Tony Garbe
Area Sales Manager







JAMES ROBERTSHAW
— est.1860 —
BESPOKE AWNINGS & BLINDS

t: 01204 574 764

| e: sales@jamesrobertshaw.co.uk

| www.jamesrobertshaw.co.uk